



Department  
for Education

## Getting started with your Microsoft Windows device

### How to turn it on

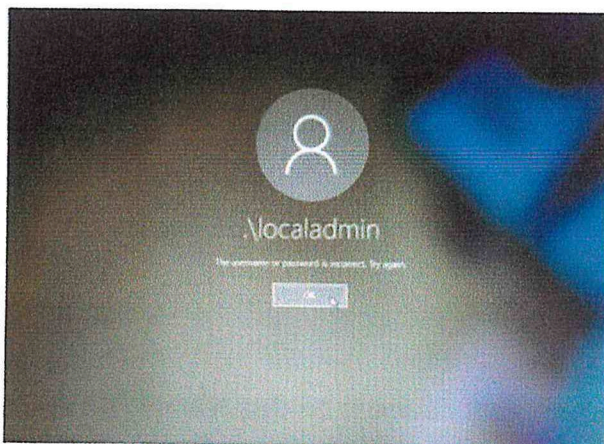
1. Plug in your device to the mains, using the power supply and charger in the box.
2. Press the 'On' button.

### Log in

You should see a screen that says "localuser", and your desktop screen will automatically open.



If you see a screen that says ".\localadmin" and tells you that the username or password is incorrect, press "OK" or enter (↵).

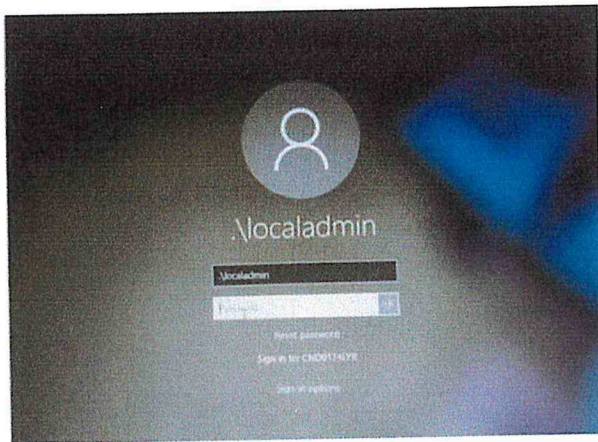


Follow these steps:

- Change the username in the top box from ".\localadmin" to ".\localuser" (it's important to include the "." dot and "\" backslash)

- Do not enter a password (unless you have already set one)
- Press return
- You should see a screen that says "localuser", and your desktop screen will automatically open


If you have set a password that you've forgotten, you'll need to ask your technical contact to reset it for you. If you're not sure who that is, please ask the person or school that gave you the laptop or tablet.



## Connect to Wi-Fi

Your device needs to access a Wi-Fi network before you can use the internet.

1. Click the Network icon on the taskbar. If you don't see one of these network icons, click the ^ symbol and you should see it there.



2. Choose your Wi-Fi network, then select **Connect**.
3. Type your network password, and then select **Next**.
4. You should choose **No** when asked if you want your device to be discoverable on the Wi-Fi network.



## You're ready to get online

You can start using your device once you're connected to a Wi-Fi network. Your school and/or local authority will let you know which resources you should use.

## Logging back into the operating system

The devices have no passwords set up. If you've logged out of the operating system, you can log back in with the username ".\localuser". Type the username carefully – the .\ before localuser is part of the username.

## Staying safe online

All Microsoft Windows devices registered to the DfE have safeguarding settings applied to keep you safe online.

This means you won't be able to use this device to access any inappropriate content.

If you're blocked from viewing something you think you need for your work or wellbeing, get in touch with your school or local authority contact.

If you're worried that your child is accessing harmful content on any device, you can find support and advice at <https://www.gov.uk/guidance/safeguarding-and-remote-education-during-coronavirus-covid-19>

If your child is worried or needs support, they can call Childline (0800 1111) - <https://www.childline.org.uk/> or download their 'For Me' app.

If your child has a social worker, you should contact your local authority if you have any concerns about your child's safety or wellbeing.

## Privacy notice: protective software for the Department for Education's 'Get Help with Technology' programme

### How we use your personal information

The Get Help with Technology programme is run by the Department for Education (DfE). This privacy notice explains how it will use your personal information.

As part of the Get Help with Technology programme we need to be able to keep children safe while they are online.

We've installed mobile device management and web-filtering software on the laptop to do this. The mobile device management and web-filtering solutions will collect some personal information when it is implemented on your laptop or tablet.

The Department for Education is the data controller for the personal information collected by mobile device management and web-filtering solutions on a laptop or tablet provided through the Get Help with Technology programme.

The personal information collected will be:

- a device number for the laptop loaned to you
- your Internet Protocol (IP) address, which is a number linked to a device connected to a computer network
- addresses of websites you visit when using the device

For these purposes, the personal information above is securely shared between the Department for Education and the protective software providers (including their contracted partners), under agreements with the Department for Education.

Your name is not shared with the Department for Education or mobile device management software providers (including their contracted partners).

This information can be viewed online at <https://get-help-with-tech.education.gov.uk/devices/getting-started-with-your-microsoft-windows-device>

## When we can use your personal information

To use your personal information we need to meet one (or more) conditions in the data protection legislation. For this service we can use your information as part of our legitimate interest.

## How long we hold personal information

Personal information is held by the Department for Education and the protective software providers (including their contracted partners) for up to 2 years.

## Who we share your personal information with

We only share your personal information with the protective software providers (and their contracted partners) under our agreement for the reasons described above, unless there is a legal requirement for us to share it.

## Your individual rights

Under the Data Protection Act 2018, you're entitled to ask if we hold information relating to you and ask for a copy, by making a 'subject access request'.

For further information and how to request your data, use the 'contact form' under the 'How to find out what personal information we hold about you' section at <https://www.gov.uk/government/organisations/department-for-education/about/personal-information-charter>

You can read further information about your data protection rights at the Information Commissioner's Office at <https://ico.org.uk/>